

Safety instructions

Risk of injuries and fire!

Incorrect handling of the fireplace and the bioethanol can lead to serious injuries and fire.

- **Please read this instruction manual carefully before using the product.** Keep the manual for future reference and for the duration of owning the product.
- **IMPORTANT: Only use high-purity liquid bioethanol for the fireplace.**
- **WARNING: Risk of fire and explosion!** Never pour bioethanol on a burning flame.
- **WARNING: Risk of deflagration!** Always light the bioethanol immediately after filling up the fireplace.
- Never leave ethanol residues in the tank and ignite it at a later time.
- **Do not add bioethanol when the fireplace is still hot! Please make sure that the fireplace and the tank are completely cooled down before adding new bioethanol.**
- Never leave the fireplace unattended when lighted up.
- The fireplace is **not a heating device**. The fireplace is only for decoration and is intended for private use only. Not suitable for commercial use or permanent use.
- Please make sure that the fireplace is completely cooled down before first contact.
- To light up the bioethanol use a stick lighter or long match.
- Never extinguish the flame with water. Only use the extinguisher supplied by the manufacturer.
- This ethanol fireplace is designed for outdoor use, but can also be used indoors with sufficient ventilation.
- The bioethanol burns virtually without residue, ventilation by means of an open window suffices in most cases.

Caution! Always ensure sufficient oxygen supply!

- An incorrect handling of the fireplace can lead to serious injuries (material damage / personal injuries)!
- The manufacturer accepts no liability for any damages which are caused by inappropriate use of the product.
- Due to the high surface heat, keep easily flammable materials at a sufficient distance.
- Please keep children, pets and people with reduced physical, sensory or mental abilities away from the fireplace.
- Ensure that the surface for the fireplace is on one level, dry, sufficiently stable and fireproof.
- Do not make any changes to the fireplace and do not attach any additional parts.
- Do not move the fireplace when it is already lighted up or filled up with bioethanol.
- Do not put any objects in or on the fireplace and do not burn materials.
- Carefully wipe up / remove spilled bioethanol before ignition. Spilled bioethanol can cause a fire and must be removed completely before ignition.
- Do not smoke, drink or eat during the filling or ignition process.
- Only use bioethanol according to the manufacturer's instructions.
- Only use original spare parts according to the manufacturer's instructions.
- Do not let the bioethanol get in contact with eyes, mucous membranes or skin and do not inhale the vapors of the bioethanol.
- Make sure that the tank is always burned out completely and no ethanol remains in the tank.

Risk of suffocation!

Insufficient supply of fresh air can increase the carbon monoxide level in the room and cause asphyxiation.

- Use the fireplace only in sufficiently large and ventilated rooms.
- Keep an eye on signs as fatigue and poor concentration, which are caused by oxygen deficiency.

Risk of damage!

An incorrect handling of the fireplace can lead to serious damage.

- Do not place the fireplace directly against a wall or under furniture, to avoid heat buildup.
- Do not use the fireplace when the metal base or glass cylinder are cracked, deformed or otherwise damaged. Only use original spare parts according to the manufacturer's instructions.
- Do not expose the fireplace to vibrations or shocks.
- Only use high-purity liquid bioethanol according to the manufacturer's instructions.

Disclaimer

We accept no liability for any damages which are caused by inappropriate use of the product. We also accept no liability for direct or indirect consequential damage. Only use the fireplace for the intended purpose. We assume no liability for possible printing errors, errors and mistakes excepted!

Instruction manual

terrace fireplace



Artnr. 130 / 158 / 159



heat-resistant
safety glass



endless
burning hours



timeless
design


DESIGNED
IN
GERMANY



GENERAL INFORMATIONS

Please read this instruction manual carefully before using the product.
Keep the manual for future reference and for the duration of owning the product.

- Please read this instruction manual carefully, especially the safety instructions before using the fireplace.
- Non-observance can lead to serious injuries as well as damage to the product and surroundings.
- Keep the instruction manual always within reach.
- Use the fireplace only as described in these instruction manual.
- The fireplace is not a toy. Please keep children, pets and people with reduced abilities away from the fireplace.
- If you pass the fireplace to a third party, be sure to include this instruction manual.



COMPONENTS / PRODUCT DATA

Components fireplace:

- 1x metal base
- 1x rubber ring for metal base
- 1x glass cylinder
- 2x tank for bioethanol
- 1x tank mount
- 1x extinguisher
- 1x pliers to replace the tank
- 1x outdoor cover
- 1x decoration stones
- 1x Instruction manual DE/EN

Product data:

Dimensions:	metal base = 49,5 x 26,5 cm glas cylinder = 32 x 23 cm total height = 80,5 cm
Weight:	6,10 kg
Material:	powder coated steel, stainless steel, borosilicate glass, natural stone Oxford fabric
Max. Capacity:	400 ml (per tank)
Max. Duration:	180 minutes (per tank)
Room volume:	min. 110 m ³ (for one filled tank)

OPERATION / CLEANING

Before first use:

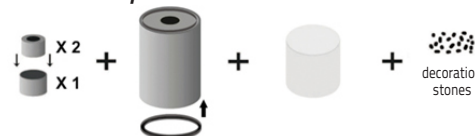
- Take the fireplace out of the package and make sure that the fireplace is complete (see image above).
- Remove all packing materials and protective films.
- Take your time and inspect the fireplace and components carefully for damage. If the fireplace is damaged (cracked, deformed or otherwise damaged) do not use the fireplace and contact the manufacturer.
- Before first use, clean all the components of the fireplace.

Cleaning:

- Make sure that the fireplace is completely cooled down before cleaning.
- The fiber inserts ("cotton") inside the tank ensure uniform combustion of the bioethanol and are extremely durable. The fiber inserts remain in the tanks completely. Replacements can be obtained from the manufacturer.
- The colour of the tank, tank mount and decoration stones can change over time - this is a natural process due to the heat.
- Do not use any sharp items or aggressive cleaning materials when cleaning the fireplace.

ASSEMBLY AND IGNITION


1. Assembly



2. Filling the tank with bioethanol



3. Igniting the bioethanol



4. Extinguishing the flame



5. Refilling the tank with bioethanol



Please read the safety instructions, in particular the points for "Risk of injury and fire" before using the fireplace!

Refilling the tank with bioethanol

- Do not add bioethanol when the fireplace is still hot! Please make sure that the fireplace and the tanks are completely cooled down.
- After the fireplace and tank have cooled down, fill the tank with bioethanol (step 5.)

Storage of the fireplace

- Please make sure that the fireplace is completely cooled down before first contact.
- Make sure that the tank is always burned out completely and no ethanol remains in the tank.
- Store the fireplace in a cool place, away from children and pets.

Storage and handling with bioethanol

- Keep away from heat, hot surfaces, sparks, open flames and other ignition sources. No smoking!
- Highly flammable liquid and vapour.
- Do not store the bioethanol in direct sunlight and protect it from heating. Store it only in a dry and cool place.
- Dispose of contents / container accordance to local / national regulations.

After filling the tank with bioethanol, make sure that the container with the bioethanol is carefully closed and out of reach before lighting the fireplace.

INSTRUCTION VIDEO



Scan the QR-Code to get our video instruction for the fireplace.

Alternatively you can find the video under following link:

https://www.youtube.com/channel/UCyi4YPts6XgIm1THk_FFz8w

NOTICE! Please note that you must return the fireplace in case of return (right of withdrawal / Distance Selling Act) in the condition as you received it. This means that the fireplace must be new, unused, undamaged and complete.

Distance Selling Act applies: Through using the fireplace, your legal right of withdrawal expires, as the fireplace is no longer new / unused after use and inevitably shows signs of use that can no longer be removed.

If you have any questions, do not hesitate to contact us: info@monster24.de